

Technical information for ball lock pins 03192, 03192-01 and locating bushes 03192-02

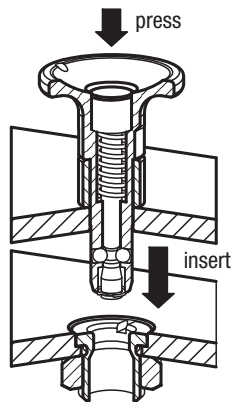
Note:

These are designed to quickly clamp 2 plates.

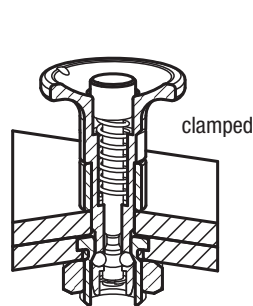
The system can be used for changing mechanisms in assembly applications or for making other manual adjustments, such as conversions in automatic systems.

Repeat accuracy of ± 0.25 for screwed-in and pushed-in version.

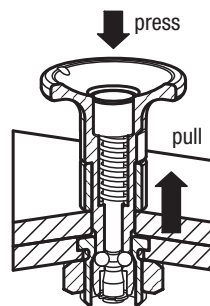
The repeat accuracy can be increased with the aid of additional locating pins.



With the knob pressed down, insert the ball lock pin into the locating bush.



Release the knob to clamp the plates.

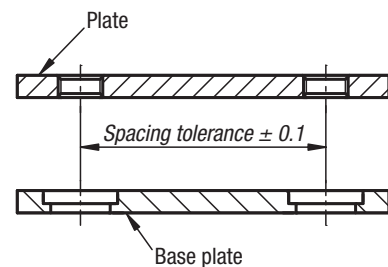


To remove, press the knob down and pull the ball lock pin out of the bush.

Assembly:

The mounting situation is customer specific. Plates of different thicknesses can be joined. The different mounting options form A to D are described on the product pages.

Recommended tolerances when using 2 items

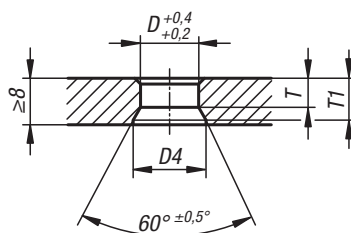


Application without locating bush

Installation dimensions

Attention:

The specified pullout forces only apply in conjunction with locating bush 03192-02.



For ball lock pin D =	D	D4 min.	T	T1
6	6	8	4,9	~6,6
10	10	12,5	5	~7,2

Application example:

Quick installation and removal of flange plates for paper rolls.

